

Expure 191

TECHNICAL INFORMATION

Turbidity sensor – 90° scattered light



All brand and product names are registered trademarks of
EXNER PROCESS EQUIPMENT GmbH

Imprint

Issued by:

Exner Process Equipment GmbH

Carl-Metz-Str. 26

D-76275 Ettlingen

Issue date: 2024-03-11

Effective: 20.11.2023

File: Technical information EXpure 191 240311

© 2020, Dipl.-Ing. [Graduate Engineer] Detlef Exner

All rights reserved, also for the translation.

The contents of the translation of these operating instructions may only be reproduced with written approval from EXNER PROCESS EQUIPMENT GMBH, ETTLINGEN.

All technical specifications, drawings, etc. are subject to copyright protection law.

We reserve the right to make technical changes.

Printed on chlorine and acid-free paper consisting of cellulose pulp.

Table of contents

1 Technical data.....5

1.1 Standards.....5

1.2 Specification.....5

1.3 Dimensions.....6

1.4 Environmental conditions6

1.5 Process conditions.....6

1.6 Identification plate7

2 Product description.....8

2.1 EXpure 191.....8

2.1.1 Components8

2.1.2 Description and structure8

2.1.3 Reducers.....9

3 EXpure 191 order structure..... 10

4 Spare parts and accessories.....11

4.1 Certificates.....11

4.2 Factory examination11

5 Certificates and compliance 12

1 Technical data

1.1 Standards

The following standards were applied when manufacturing the sensor:

- EN 61326-1: 2013-7
- EN 61326-2-3: 2013-7
- DIN/EN 27027 (ISO 7027)

1.2 Specification

Sensor specifications	
Measurement process	90° scattered light
Measurement range	0...10 NTU
Resolution	0.01 NTU
Precision	± 1 % of measurement range end value
Reproducibility	≤ 1 % of measurement range end value
Wavelength	850 nm (NIR)
Light source	LED
Material finish	Stainless steel, 1.4435 (316L)
Material sealing	EPDM
Material Casing / Measuring cell	Polyoxymethylene (POM), black / Polyethylene (PE-HD), black
Measuring window	Sapphire
Process connector	Female thread G 1/4"
Installation position	Vertical
Electrical connection	Pin-and-socket connector
Connector cable length	2 m / 5 m

Interfaces	Modbus RTU (RS485), analogue 4...20 mA (optional)
Electrical connection	9...24 V DC

1.3 Dimensions

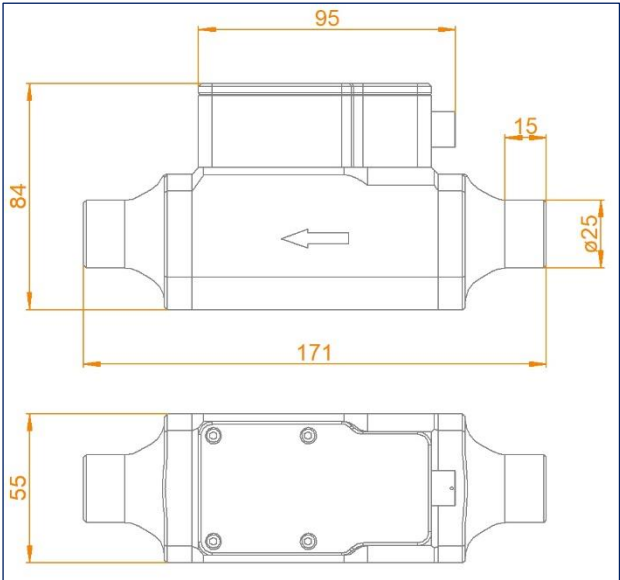


Fig. 1: EXpure 191 dimensions

1.4 Environmental conditions

Ambient temperature 0...60 °C

Transport and storage temperature -10...80 °C

1.5 Process conditions

Pressure range: 0...6 bar

Temperature range: 1...50 °C

Measuring cell media flow: 30...80 l/h

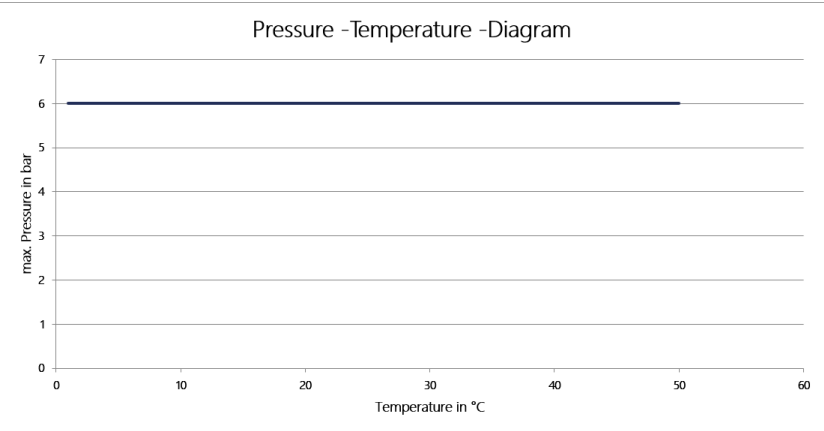


Figure 2: EXpure 191 pressure temperature diagram

1.6 Identification plate




Fig. 3: Identification plate

2 Product description

2.1 EXpure 191

2.1.1 Components

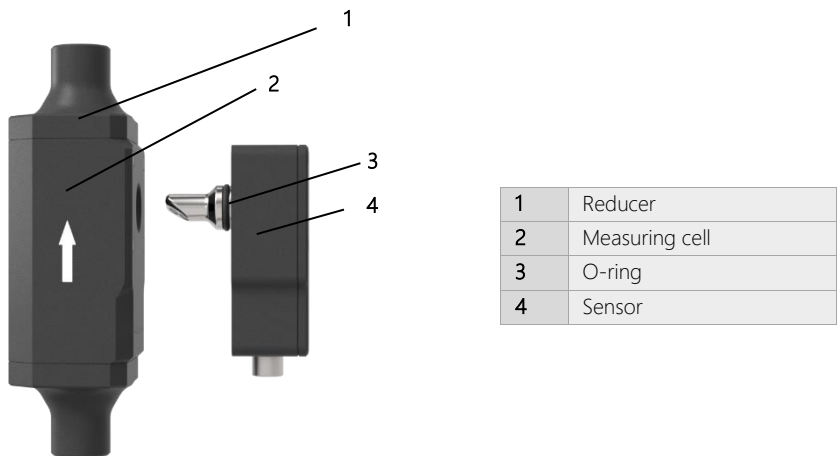


Fig. 4: EXpure 191

2.1.2 Description and structure

The sensor EXpure 191 is a high-precision turbidity sensor in compact casing for use including the areas of swimming pool technology and drinking water purification.

The sensor is easy to mount and connect. Servicing work is little effort when in operation. Moreover, there is no need for complex calibration.

The sensor is supplied pre-assembled with a measuring cell, which is installed upright in a pipe, preferably a rising pipe, using size G1/4" female thread. Observe the direction of flow when installing. A marking arrow is attached to the EXpure 191 measuring cell for orientation purposes.

Air bubbles in the system can affect the measurement. A bubble trap is available as an accessory to minimise these influences.

When measuring in swimming pool water, for example, various accompanying substances can influence the measured value. For example, a drop in the measured value can be observed when adding chlorine. This does not represent a sensor malfunction.




Fig. 5: Measuring cell and sensor

2.1.3 Reducers

Reducers are located on both ends of the measuring cell. If they are removed, e.g. for cleaning purposes, observe when re-assembling that the printed arrows point in the medium flow direction or a direction identical to the measuring cell directional arrow. The arrows are located on the underside of the measuring cell.



3 EXpure 191 order structure

	Code	Measurement range				
	A	0...10 NTU				
		Code	Material (fluid-wetted)			
		1	PE-HD / Stainless steel 1.4435 (316L)			
			Code	Structure type / Nominal size		
			F32	Flow-through vessel DN32 (1 1/4")		
			Code	Process connector		
				G14	Female thread G1/4"	
				Code	Parameterisation	
				00	Standard	
				Code	Interface	
					D0	Modbus RTU (RS485)
					DA	Modbus RTU (RS485) / analogue 0/4...20 mA
	EXpure 191					Order number

4 Spare parts and accessories

The sensor serial number must always be quoted for spare parts and accessories orders.

Accessories	Order number
Connector cable 2 m	2-120-69-001
Connector cable 5 m	2-120-69-002
PC software EXpert 2.x on USB stick (for Windows)	2-120-69-003
Communication interface ECI-01 EXcell / EXPure for PC connection via USB	2-120-69-004
Set Bubble trap	2-120-84-001

4.1 Certificates

Certificates	Order number
Certificate for factory calibration of NIR sensors according to DIN EN 10204-3.1	2-121-01-022

4.2 Factory examination

Factory examination	Order number
Works recalibration for NIR sensors including a certificate (recirculation proof)	2-999-00-013

UKCA-Declaration of conformity

for
Turbidity sensor EXpure191

We declare under our sole responsibility that the product, to which this declaration relates, is in conformity with the following standards and the normative documents:

UK- regulation	applied standards
EMC-regulation: Electromagnetic Compatibility Regulations 2016	BS EN IEC 61326-1: 2021 Emission: Class B Immunity: Industrial environment
RoHS regulation: The Restriction of the Use of Certain Hazardous Substances in Electrical and Electronic Equipment Regulations 2012	BS IEC 63000:2018

This declaration applies to all identical specimens of the product, which are manufactured according to the development-, design- and manufacturing drawings and descriptions, which are part of this declaration.

This declaration is given by the manufacturer.

Name of company:
Address:

Exner Process Equipment GmbH
Carl-Metz-Straße 26
D-76275 Ettlingen

Germany

Ettlingen
Place

2023.06.30
Date


Michael Tottewitz
General Manager





Exner Process Equipment GmbH
Carl-Metz-Str. 26
D-76275 Ettlingen
Germany

tel +49 (0)7243-94 54 29-0
fax +49 (0)7243-94 54 29-99
mail info@e-p-e.de

www.e-p-e.com