

# Extract M

## TECHNICAL INFORMATION

Manual retractable probe housing



All brand and product names are trademarks of the company:

EXNER PROCESS EQUIPMENT GmbH

## Imprint

Distributed by:

**Exner Process Equipment GmbH**

Carl-Metz-Str. 26

D-76275 Ettlingen

Date of issue: 2024-02-13

As per: 19.01.2024

File: Technical information EXtract M 24213

© 2020, Dipl.-Ing. [Graduate Engineer] Detlef Exner

All rights reserved, including the translation.

The reproduction of the content in these operating instructions is subject to prior written approval by EXNER PROCESS EQUIPMENT GMBH, ETTLINGEN.

All technical information, drawings, etc. are subject to the protection of copyright law.

Technical modifications reserved.

Printed on paper of chlorine and acid-free pulp.

# Table of contents

<b>1</b>	<b>Technical data</b>	<b>5</b>
1.1	Standards	5
1.2	Material properties	5
1.3	Cleaning ports	5
1.4	Sensors	6
1.5	IP protection class	7
1.6	Dimensions	7
1.7	Environmental conditions	12
1.8	Process conditions EXtract 810M / 811M / 815M / 830M	12
1.9	Process conditions EXtract 820M / 821M / 825M	13
1.10	Identification plate	14
<b>2</b>	<b>Product description</b>	<b>15</b>
2.1	Manual EXtract retractable probe housing	15
2.1.1	Components	15
2.1.2	Versions	15
2.1.3	Drive unit	16
2.1.4	Measure	17
2.1.5	Service	17
2.2	Process integration	17
<b>3</b>	<b>Ordering structure</b>	<b>19</b>
3.1	Retractable probe housing EXtract 810M	19
3.2	Retractable probe housing EXtract 811M	20
3.3	Retractable probe housing EXtract 815M	21
3.4	Retractable probe housing EXtract 820M	22
3.5	Retractable probe housing EXtract 821M	23

3.6 Retractable probe housing EXtract 825M ..... 24

3.7 Retractable probe housing EXtract 830M ..... 25

**4 Spare parts and Accessories.....26**

4.1 Drive unit with.....27

4.2 Sealing kit .....27

4.3 Insertion rods..... 28

**5 Certificates and compliances .....29**

# 1 Technical data

## 1.1 Standards

The following standards were applied when manufacturing the retractable probe housing:

- Pressure equipment directive

## 1.2 Material properties

Wetted components			
Probe housing			
EXtract	Stainless steel	Plastic	Seals
810M/811M/815 M	1.4404/316L Alloy C22, 2.4602		EPDM, FPM, FFKM
820M/825M		PVDF, PEEK, PP	EPDM, FPM, FFKM
821M		PVDF, PEEK	EPDM, FPM, FFKM
830M	1.4404/316L		EPDM (FDA), FPM

Drive unit			
EXtract	Cylinder	Cylinder extension	Seals
All types	1.4404/316L	PA66 GF30	EPDM

## 1.3 Cleaning ports

Thread	
Without a gland	G 1/8" (female)
With a gland	G 1/4" (female)
With a gland	NPT 1/4" (female)

**Cleaning pressure**

1-4 bar

## 1.4 Sensors

**Gel-filled sensor**

EXtract	l [mm]	d [mm]	PG
810M / 820M	225	12	13.5
811M / 821M	325	12	13.5
815M / 825M	225	12	13.5
830M	225	12	13.5

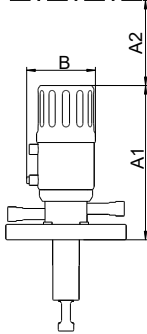
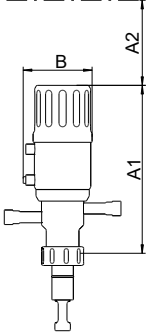
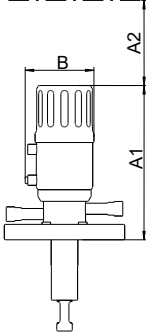
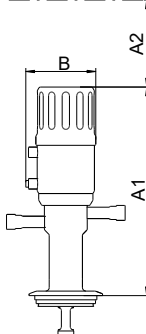
**Sensor filled with liquid with refill connection**

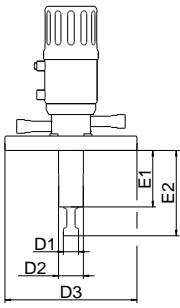
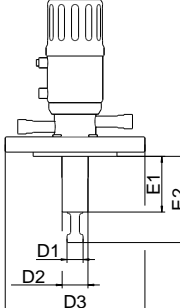
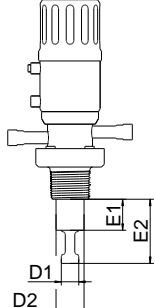
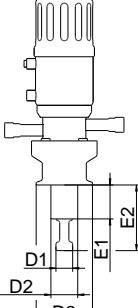
EXtract	l [mm]	d [mm]	PG
810M / 820M	280	12	13.5
811M / 821M	380	12	13.5
815M / 825M	280	12	13.5
830M	280	12	13.5

## 1.5 IP protection class

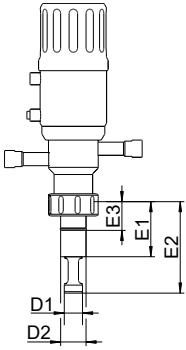
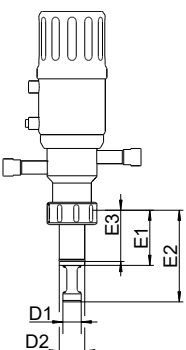
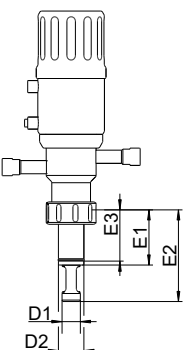
Protection class IP 66 is valid for the drive unit for all types.

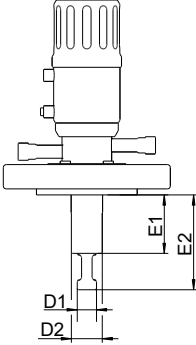
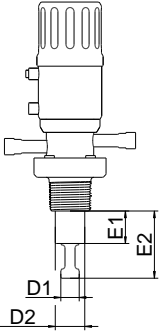
## 1.6 Dimensions

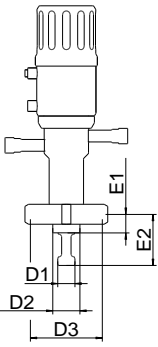
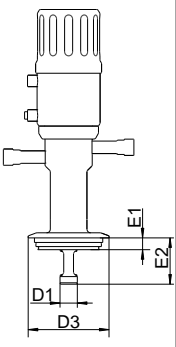
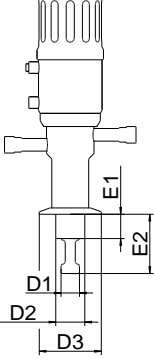
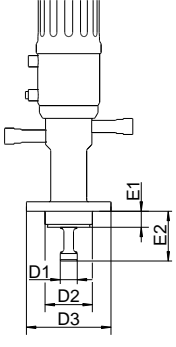
Probe housing							
							
Measure- ments [mm]	EXtract		EXtract		EXtract		EXtract
	810M	811M	815M	825M	820M	821M	830M
A1	180	180	196	196	193	193	238
A2	350	480	350	350	350	480	350
B	69	69	69	69	69	69	69

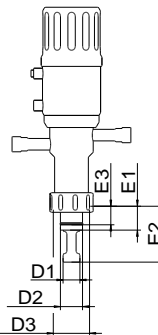
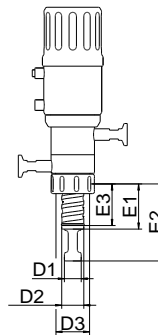
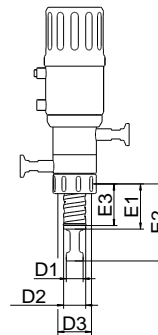
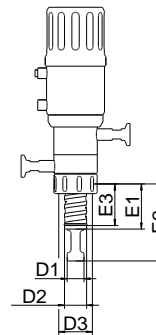
Process connections EXtract 810M/811M						
	Flange 4404		Flange C22		NPT	TriClamp
						
Measurements [mm]	EXtract		EXtract		EXtract	EXtract
	810M	811M	810M	811M	810M	810M
E1	71	171	66	166	34	39
E2	107	207	102	202	70	75
D1	19	19	19	19	19	19
D2	31	36	31	36	31	31
D3	-	-	-	-	-	64



Process connections EXtract 815M/825M			
	Ingold DN 25	Ingold DN 25	Ingold DN 25
			
Measurements [mm]	EXtract	EXtract	EXtract
	815M	815M	825M
E1	54	54	33
E2	90	90	69
E3	28	50	25
D1	18	18	18
D2	25	25	25

Process connections EXtract 820M/821M				
	Flange		NPT	
				
Measurements [mm]	EXtract		EXtract	
	820M	821M	820M	821M
E1	58	158	29	-
E2	94	194	65	-
D1	19	19	19	-
D2	31	36	30.5	-

Process connections EXtract 830M					
	DIN 11851	Varivent N	TriClamp		Neumo BioControl
					
Measurements [mm]	DN50	DN40 - 125	1.5"	2"	DN 50
E1	18	12.3	22	25	17
E2	54	48.3	58	61	48
D1	19	19	19	19	19
D2	30	-	30	30	50
D3	Rd78 x 1/6"	84	50.5	64	89.5

Process connections EXtract 830M				
	Ingold DN 25	Ingold HyCIP25	Ingold HyCIP50	Ingold HyCIP55
				
Measure- ments [mm]	O-ring position [mm]			
	28	25	50	55
E1	34	29	54	59
E2	70	65	90	95
E3	28	25	50	55
D1	19	19	19	19
D2	25	25	25	25
D3	G 1 1/4"	G 1 1/4"	G 1 1/4"	G 1 1/4"

## 1.7 Environmental conditions

Ambient temperature -10...70 °C

Transport and storage temperature -20...80 °C

## 1.8 Process conditions EXtract 810M / 811M / 815M / 830M

Max. permissible pressure PS: 16 bar

Max. permissible temperature TS: 140 °C

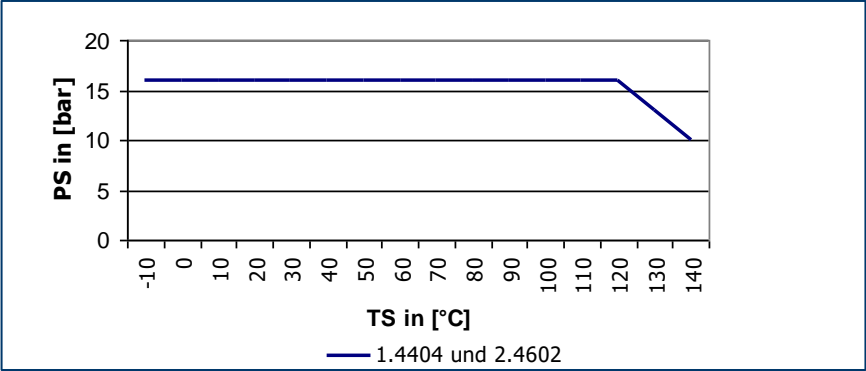


Fig. 1: Pressure temperature diagram EXtract 810M/ 811M/ 815M/ 830M

### 1.9 Process conditions EXtract 820M / 821M / 825M

Max. permissible pressure PS: 10 bar

Max. permissible temperature TS: 140 °C

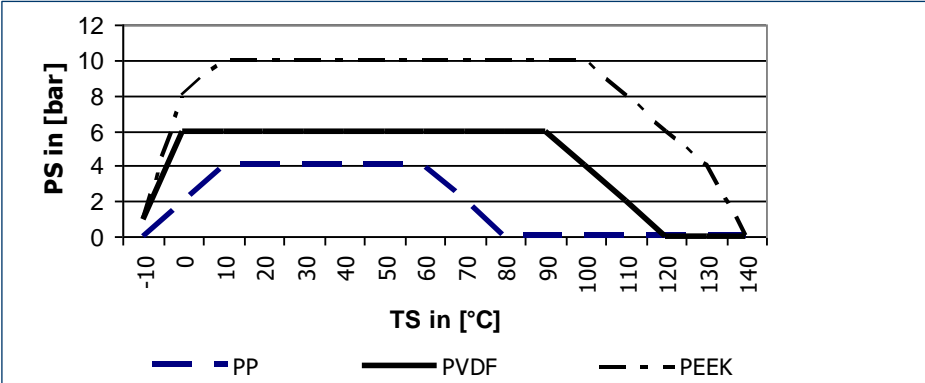


Fig. 2: Pressure temperature diagram EXtract 820M/ 821M/ 825M

## 1.10 Identification plate

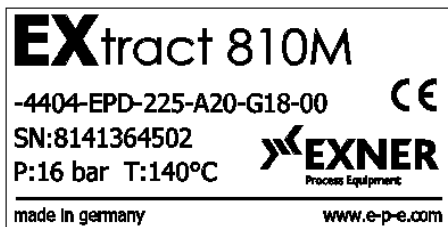


Fig. 3: Identification plate

## 2 Product description

### 2.1 Manual EXtract retractable probe housing

#### 2.1.1 Components

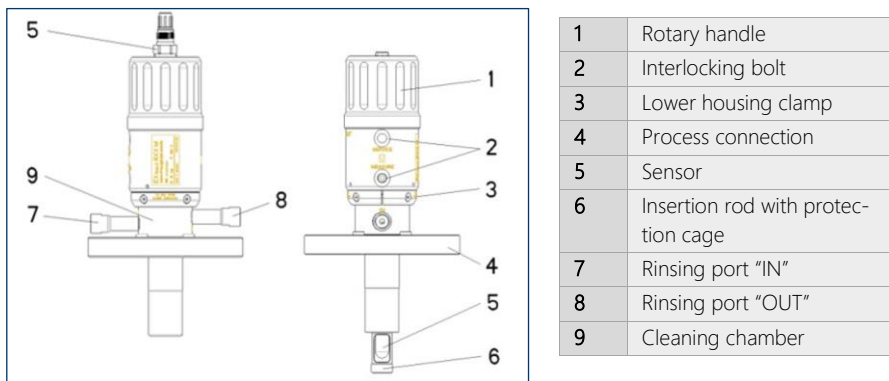


Fig. 4: Retractable probe housing

#### 2.1.2 Versions

Retractable probe housings are attached to tanks or pipes by an applicable process connection. In order to comply with the various process properties the EXtract M retractable housing is fabricated of stainless steel or plastic. In addition, you can choose between a variety of process and cleaning connections and seal materials.

The pressure and temperature conditions of the process are decisive for the selection of the appropriate probe housing. Stainless steel retractable probe housing can be used for a pressure of up to 16 bar and the plastic model up to 10 bar, temperature-dependent.

#### EXtract 810M / 820M

EXtract 810M / 820M is a manual retractable housing made of stainless steel (810M) or plastic (820M) for installation of  $\varnothing$  12mm sensors on tanks or pipes, with an extended immersion length up to 107mm.

The probe housing can be used for:

- Ø 12 mm/225 mm and Ø 12/280 mm sensors with PG13.5 thread (pH glass and ISFET sensors, conductivity, temperature, turbidity or optical sensors)
- Chemicals
- Water treatment
- Particularly rough processes

### EXtract 811M / 821M

EXtract 811M / 821M is a manually operated retractable probe housing made of stainless steel (811M) or plastic (821M) for installation of Ø 12mm sensors on tanks or pipes, with an extended immersion length up to 207mm.

### EXtract 815M / 825M

The probe housing EXtract 815M / 825M is a manually operated retractable probe housing made of stainless steel (815) or plastic (825) for the installation of Ø 12mm sensors at welding sockets DN25 (Ingold-type socket) with an integrated PTFE scraper.

### EXtract 830M

The probe housing EXtract 830M is a manually operated retractable probe housing made of stainless steel for the installation of Ø 12mm sensors on tanks or pipes

- Ø 12 mm/225 mm and Ø 12/280 mm sensors with PG13.5 thread (pH glass and ISFET sensors, conductivity, temperature, turbidity or optical sensors)
- Food
- Pharmaceuticals
- Hygienic applications

### 2.1.3 Drive unit

The manually operated drive unit of the probe housing is a mechanical rotary drive that dissipates rotating motion into a stroke of the insertion rod. So the sensor can be moved from the cleaning chamber into the process liquid and back again. Because of the smart construction of the drive the sensor can be moved against high process pressure easily.



## 2.1.4 Measure

When reaching the final position of the "measuring" position, a bolt interlocks the position certainly. In this position the sensor head is immersed in the drive unit and cannot be removed. The sensor measures the chemical or physical properties of the process liquid.

## 2.1.5 Service

The sensor may be cleaned and rinsed while the process is running. For this purpose the probe housing must be moved to the "service" position. When the final position is reached, a bolt interlocks the position certainly. In the "service" position the insertion rod seals the cleaning chamber against the process to prevent leakage of process liquid. The rinsing liquid is introduced into the cleaning chamber via the rinsing port "IN" and subsequently drained via the rinsing port "OUT".

# 2.2 Process integration

## Transmitter

The retractable probe housing inserts a sensor into the process liquid, which transmits its measuring results to a transmitter.

## Process control [PCS]

The transmitter can be connected with a process control system. A cleaning request which must, for example, be carried out manually can be output, dependent on the measuring results.

## Pressure / Temperature

The pressure and temperature conditions of the process are decisive for the selection of the appropriate probe housing. The retractable housing of stainless steel can be used for a pressure of up to 16 bar and the plastic model up to 10 bar according to the temperature. The process temperature should be between -10°C and 140°C.

**NOTE**

Observe pressure and temperature charts → Chapter 1 “Technical data”

---

### Installation position

Basically, the probe housing can be operated in any position. In order to obtain reliable measurement results, the sensor properties are decisive.

## 3 Ordering structure

### 3.1 Retractable probe housing EXtract 810M

Code	Probe housing, material (wetted parts)	
4404	Stainless steel 1.4404 / 316L	
HC22	Alloy C22, 2.4602	
XXXX	Special version	
Code	Sealing material (wetted seals)	
EPD	EPDM	
FPM	FPM	
FKM	FFKM	
XXX	Special version	
Code	Sensor	
225	225 mm PG 13.5 gel-filled	
280	280 mm PG 13.5 filled with liquid	
XXX	Special version	
Code	Process connection	
D32	Flange DN32	
D40	Flange DN40	
D50	DN50 flange	
A14	Flange ANSI 1 ¼"	
A12	Flange ANSI 1 ½"	
A20	Flange ANSI 2"	
N14	NPT M 1 ¼"	
T20	Tri Clamp 2"	
XXX	Special version	
Code	Rinsing connection	
G18	G 1/8" (female)	
G14	G ¼" (female)	
N14	NPT ¼" (female)	
XXX	Special version	
Code	Position reply	
00	Without	
EL	Electrical (NAMUR)	
EXtract 810 M	Order code	

Example: EXtract 810M-4404-FPM-225-D50-G18-00

### 3.2 Retractable probe housing EXtract 811M

	<b>Code</b>	<b>Holder (wetted material)</b>	
	4404	Stainless steel 1.4404 / 316L	
	HC22	Alloy C22, 2.4602	
	XXXX	Special version	
	<b>Code</b>	<b>Sealing material (wetted seals)</b>	
	EPD	EPDM	
	FPM	FPM	
	FKM	FFKM	
	XXX	Special version	
	<b>Code</b>	<b>Sensor</b>	
	325	325 mm PG 13.5 gel-filled	
	380	380 mm PG 13.5 filled with liquid	
	XXX	Special version	
	<b>Code</b>	<b>Process connection</b>	
	D40	Flange DN40	
	D50	Flange DN50	
	A12	Flange ANSI 1 1/2"	
	A20	Flange ANSI 2"	
	XXX	Special version	
	<b>Code</b>	<b>Rinsing connection</b>	
	G18	G 1/8" (female)	
	G14	G 1/4" (female)	
	N14	NPT 1/4" (female)	
	XXX	Special version	
	<b>Code</b>	<b>Position reply</b>	
	00	Without	
	EL	Electrical (NAMUR)	
EXtract 811M			<b>Order code</b>

Example: EXtract 811M-4404-FPM-225-D50-G18-00

### 3.3 Retractable probe housing EXtract 815M

Code	Holder (wetted material)	
4404	Stainless steel 1.4404 / 316L	
HC22	Alloy C22, 2.4602	
XXXX	Special version	
Code	Sealing material (wetted seals)	
EPD	EPDM	
FPM	FPM	
FKM	FFKM	
XXX	Special version	
Code	Sensor	
225	225 mm PG 13.5 gel-filled	
280	280 mm PG 13.5 filled with liquid	
XXX	Special version	
Code	Process connection	
IN28	Ingold DN25 G1 ¼ O-ring Pos. 28mm	
IN50	Ingold DN25 G1 ¼ O-ring Pos. 50mm	
XXXX	Special version	
Code	Rinsing connection	
G18	G 1/8" (female)	
G14	G ¼" (female)	
N14	NPT ¼" (female)	
XXX	Special version	
Code	Position reply	
00	Without	
EL	Electrical (NAMUR)	
EXtract 815M	Order code	

Example: EXtract 815M- HC22-FKM-225-IN50-G18-00

### 3.4 Retractable probe housing EXtract 820M

	<b>Code</b>	<b>Holder (wetted material)</b>	
	PP	PP	
	PVDF	PVDF	
	PEEK	PEEK	
	XXXX	Special version	
	<b>Code</b>	<b>Sealing material (wetted seals)</b>	
	EPD	EPDM	
	FPM	FPM	
	FKM	FFKM	
	XXX	Special version	
	<b>Code</b>	<b>Sensor</b>	
	225	225 mm PG 13.5 gel-filled	
	280	280 mm PG 13.5 filled with liquid	
	XXX	Special version	
	<b>Code</b>	<b>Process connection</b>	
	D50	Flange DN50	
	A20	Flange ANSI 2"	
	N14	NPT M 1 1/4"	
	XXX	Special version	
	<b>Code</b>	<b>Rinsing connection</b>	
	G18	G 1/8" (female)	
	G14	G 1/4" (female)	
	N14	NPT 1/4" (female)	
	XXX	Special version	
	<b>Code</b>	<b>Position reply</b>	
	00	Without	
	EL	Electrical (NAMUR)	
EXtract 820M			<b>Order code</b>

Example: EXtract 820M-PP-EPD-280-A20-G14-00

### 3.5 Retractable probe housing EXtract 821M

Code	Holder (wetted material)	
PVDF	PVDF	
PEEK	PEEK	
XXXX	Special version	
Code	Sealing material (wetted seals)	
EPD	EPDM	
FPM	FPM	
FKM	FFKM	
XXX	Special version	
Code	Sensor	
325	325 mm PG 13.5 gel-filled	
380	380 mm PG 13.5 filled with liquid	
XXX	Special version	
Code	Process connection	
D50	Flange DN50	
A20	Flange ANSI 2"	
N14	NPT M 1 1/4"	
XXX	Special version	
Code	Rinsing connection	
G18	G 1/8" (female)	
G14	G 1/4" (female)	
N14	NPT 1/4" (female)	
XXX	Special version	
Code	Position reply	
00	Without	
EL	Electrical (NAMUR)	
EXtract 821M		Order code

Example: EXtract 821M-PVDF-FPM-325-A20-G14-00

### 3.6 Retractable probe housing EXtract 825M

	<b>Code</b>	<b>Holder (wetted material)</b>	
	PP	PP	
	PVDF	PVDF	
	PEEK	PEEK	
	XXXX	Special version	
	<b>Code</b>	<b>Sealing material (wetted seals)</b>	
	EPD	EPDM	
	FPM	FPM	
	FKM	FFKM	
	XXX	Special version	
	<b>Code</b>	<b>Sensor</b>	
	225	225 mm PG 13.5 gel-filled	
	280	280 mm PG 13.5 filled with liquid	
	XXX	Special version	
	<b>Code</b>	<b>Process connection</b>	
	IN25	Ingold DN25 G1 1/4" O-ring position 25 mm	
	XXXX	Special version	
	<b>Code</b>	<b>Rinsing connection</b>	
	G18	G 1/8" (female)	
	G14	G 1/4" (female)	
	N14	NPT 1/4" (female)	
	XXX	Special version	
	<b>Code</b>	<b>Position reply</b>	
	00	Without	
	EL	Electrical (NAMUR)	
<b>EXtract 825M</b>			<b>Order code</b>

Example: EXtract 825M-PVDF-FPM-225-IN25-N14-00



### 3.7 Retractable probe housing EXtract 830M

Code	Probe housing, wetted material	
4404	Stainless steel, 1.4404 / 316L	
XXXX	Special version	
Code	Seals, wetted material	
EPD	EPDM / FEP (FDA/USP VI)	
FPM	FPM (Viton) / FEP	
XXX	Special version	
Code	Sensor	
225	225 mm PG 13.5 gel-filled	
280	280 mm PG 13.5 filled with liquid	
XXX	Special version	
Code	Process connection	
IN28	Ingold DN25 (G 1 1/4") O-ring pos. 28 mm	
IH25	HyCIP® Ingold (G1 1/4") O-ring pos. 25mm	
IH50	HyCIP® Ingold (G1 1/4") O-ring pos. 50mm	
IH55	HyCIP® Ingold (G1 1/4") O-ring pos. 55mm	
VARN	Varivent N DN40-125	
TC15	TriClamp 1.5" (OD Ø 50.5 mm)	
TC20	TriClamp 2" (OD Ø 64 mm)	
BCT5	NEUMO BioControl 50	
MV50	DIN 11851 DN50 (milk pipe)	
XXXX	Special version	
Code	Rinsing connection	
G18	G 1/8" (female)	
G14	G 1/4" (female)	
N14	NPT 1/4" (female)	
XXX	Special version	
Code	Position reply	
00	Without	
EL	Electrical (NAMUR)	
EXtract 830M	Order code	

Example: EXtract 830M-4404-FPM-225-TC20-G18-00

## 4 Spare parts and Accessories

The probe housing serial number must always be quoted for spare parts and accessories orders.

EXtract	Accessories	Order number
810M/811M/ 815M/830M	Blind plug set G1/8" 1.4404	2-086-32-001
810M/811M/815M	Blind plug set G1/8" 2.4602 / C22	2-086-34-001
810M/811M/815M	Sensor cable protective device EXtract 8XXM	2-086-34-002
815M/825M/830M	Safety weld-in socket DN25 straight, 40mm, 1.4404 / 316L	2-087-33-001
815M/830M	Safety weld-in socket DN25 inclined, 40mm, 1.4404 / 316L	2-087-33-002
815M/825M/830M	Safety bracket SK25 for welding socket DN25 (Ingold)	2-140-33-002
820M/821M/825M	Blind plug set G1/8" PVDF	2-086-23-001
820M/821M/825M	Blind plug set G1/8" PP	2-086-22-001
820M/821M/825M	Blind plug set G1/8" PEEK	2-086-29-001
830M	Cleaning gland for EXtract830M TriClamp 3/4" Ø10.3 (2 pcs. with EPDM sealing) for HyCIP® G1 1/4"	2-069-33-007
830M	Cleaning gland for EXtract830M TriClamp 3/4" Ø10.3 (2 pcs. with FPM sealing) for HyCIP® G1 1/4"	2-069-33-008
810M/811M/815M/825M 820M/821M/830M	Power stage terminal NAMUR sensor	2-110-00-003
	Set connecting cable position switch, 2m (NAMUR)	2-125-03-001
	Set connecting cable position switch, 5m (NAMUR)	2-125-03-002

## 4.1 Drive unit with

EXtract	Spare part	Order number
810M/811M/815M/825M 820M/821M/830M	Drive unit for sensor L = 225/325 mm	2-075-03-005
	Drive unit for sensor L = 280/380 mm	2-075-03-006
	Drive unit EXtract 8XX M 225/325 mm inductive (NAMUR)	2-075-03-008
	Electrical limit switch NAMUR	2-117-00-001
	Disassembly tool	2-140-10-001
	Unlocking device	2-140-26-001

## 4.2 Sealing kit

EXtract	Spare part	Order number
810M/820M	EPDM sealing kit	2-123-40-001
	FPM sealing kit	2-123-41-001
	FFKM sealing kit	2-123-42-001
811M/821M	EPDM sealing kit	2-123-40-002
	FPM sealing kit	2-123-41-002
	FFKM sealing kit	2-123-42-002
815M/825M	EPDM sealing kit	2-123-40-012
	FPM sealing kit	2-123-41-012
	FFKM sealing kit	2-123-42-012
830M IN28	EPDM / FEP (FDA/USP VI) sealing kit	2-123-40-003
	FPM / FEP sealing kit	2-123-41-003
830M HyCIP®	EPDM / FEP (FDA/USP VI) sealing kit	2-123-40-004
	FPM / FEP sealing kit	2-123-41-004
830M TC15/TC20 + MV50 VARN / BCT5	EPDM / FEP (FDA/USP VI) sealing kit	2-123-40-005
	FPM / FEP sealing kit	2-123-41-005

### 4.3 Insertion rods

EXtract	Spare part	Order number
810M	Insertion rod 1.4404 / 316L	2-061-33-004
	Insertion rod 2.4602 / Alloy C22	2-061-34-004
811M	Insertion rod 1.4404 / 316L	2-061-33-005
	Insertion rod 2.4602 / Alloy C22	2-061-34-005
815M	Insertion rod 1.4404 / 316L	2-061-33-006
	Insertion rod 2.4602 / Alloy C22	2-061-34-006
820M	Insertion rod PP	2-061-22-004
	Insertion rod PVDF/Alloy C22	2-061-23-004
	Insertion rod PEEK	2-061-29-004
821M	Insertion rod PVDF/Alloy C22	2-061-23-005
	Insertion rod PEEK	2-061-29-005
825M	Insertion rod PP	2-061-22-011
	Insertion rod PVDF/Alloy C22	2-061-23-011
	Insertion rod PEEK	2-061-29-011
830M	Insertion rod 1.4404 / 316L	2-061-33-004

## 5 Certificates and compliances



### Statement for application of directive 2014/34/EC

for Equipment and Components  
intended for Use in Potentially Explosive Atmospheres

Subject: Equipment/Component type	<b>EXTRACT Type 810 / 811 / 815 / 820 / 821 / 825 / 830</b>
Manufactured and submitted for examination	<b>Exner Process Equipment GmbH</b>
Address	<b>D-76275 Ettlingen; Carl-Metz-Str. 26</b>
Basis for examination	<b>Directive 2014/34/EC</b>
Standard basis	<b>EN ISO 80079-36:2016</b>
Code for type of protection	<b>none</b>
Examination result:	<b>The device is not within the scope of the directive 2014/34 / EU. It has no ignition sources of its own.</b>
Assessment number	<b>-</b>

**TÜV Rheinland Industrie Service GmbH**

**Essen, den 28.05.2020**

  
 Manuel Steffen  
 Expert

TÜV Rheinland Industrie Service GmbH  
 Notified body for Ex-products  
 This statement may only be reproduced in its entirety and without change.  
 Site 1 / 4



### 1) Subject and type

EXTRACT 810/811/815/820/821/825/830 in pneumatic and manual version.

### 2) Description

The EXTRACT changeover device is attached to containers or pipes. The pneumatic drive introduces a sensor (tested in accordance with Directive 2014/34 / EU) into the process liquid to measure chemical or physical properties. The pneumatic drive moves the immersion pipe to the maximum immersion depth in the process medium, for safety reasons this is only possible with a built-in sensor. While the process is running, the sensor can be cleaned, rinsed or calibrated. The operational controls must be within the technical specification of the respective valve and the built-in sensor. The types listed are also available in a manual version with a twist grip and unlocking bolt.

A standards update was carried out. In addition, the series has been expanded to include types 815 and 825.

### 3) Technical data

#### Type 815:

Processpressure:	max. 16 bar
Processtemperature:	-10 bis 140 °C
Materials	Stainless Steel 1.4404 / 316 L, Alloy C22 (2.4602)
Seals:	EPDM, FPM (Viton), FFKM (Kalrez)

#### Type 825:

Processpressure:	max. 10 bar
Processtemperature:	-10 bis 140 °C
Materials	PP, PVDF, PEEK
Seals:	EPDM, FPM (Viton), FFKM (Kalrez)

#### Ambient temperature:

Processpressure and temperature:	-10°C to 70°C
	<b>Valve 810/ 811 / 830</b>
	at 16 bar max. 120°C
	at 10 bar max. 140°C
	<b>Valve 820/ 821</b>
	PP at 4 bar max. 60°C
	PVDF at 6 bar max. 90°C
	PEEK at 10 bar max. 100°C
	Consider table in manual

#### Medium touched material:

	<b>Valve 810/ 811 /830</b>
	1.4404 / 316L
	Alloy C22, 2.4602
	<b>Valve 820/ 821</b>
	PVDF
	PEEK
	<b>Valve 820</b>
	PP

TÜV Rheinland Industrie Service GmbH  
Notified body for Ex-products

This statement may only be reproduced in its entirety and without change.

Site - 2 - / 4



Seals:

Pressure air:

Compressed air connection:

Flushing pressure:

Execution of the process connections  
(**Valve 830**)

EPDM , FPM , (FFKM only **810,811,820,821**)  
(FDA only **830**)

4 to 6 bar filtered 40µm oil and condensate free  
4 mm ( position feedback) and 6 mm (control  
air)

1-4 bar

DIN11851 DN50, TriClamp 2", TriClamp 1,5",  
SELI G1", BioConnect, Varivent, ING



#### 4) Test result

The EXTRACT fitting listed in Chapter 1 does not fall into the scope of application of Directive 2014/34 / EU, because if it is used as intended, it does not have own potential ignition sources.

#### 5) ATEX marking

not relevant

#### 6) Special conditions for safe use

1. There must be a sticker on the cap that reads: "Warning, danger from electrostatic charges, only wipe with an antistatic cloth".
2. Electrostatic charge must be taken into account for parts in contact with the medium that are made of non-conductive material. This applies particularly to non-conductive liquids.
3. The sensor must be conform to the 2014 / 34EU directive and the ambient temperatures must be observed.
4. It must be ensured that there is no explosive atmosphere in the compressed air.
5. It must be ensured that the movements when the sensor is extended and retracted do not damage the connection.
6. The different temperature classes of the respective materials must be considered.
7. Equipotential bonding must be ensured.

TÜV Rheinland Industrie Service GmbH  
Notified body for Ex-products

This statement may only be reproduced in its entirety and without change.  
Site - 3 - / 4



**TÜV Rheinland Industrie Service GmbH**

**Notified body for Ex-products**  
**Alfredstraße 81**  
**D-45130 Essen**

Essen, den 28.05.2020

  
Manuel Steffen  
Expert



## Declaration of conformity

for  
**Retractable holder type 810(M)/811(M)/815(M),  
 820(M)/821(M)/825(M)  
 and 830(M)**

We declare under our sole responsibility that the product, to which this declaration relates, is in conformity with the following standards or the normative documents:

EU-Directive	Harmonized standards
ATEX-Directive 2014/34/EU	EN 80079-36:2016
PED 2014/68/EU Modul A	EN12266-1: 2012

This declaration is given by the manufacturer.

Name of company:  
Address:

**Exner Process Equipment GmbH**  
 Carl-Metz-Straße 26  
 D-76275 Ettlingen  
 Germany

*Ettlingen*  
 Place

*20-04-21*  
 Date

*[Signature]*  
 Michael Tottewitz  
 General Manager









Exner Process Equipment GmbH  
Carl-Metz-Str. 26  
D-76275 Ettlingen  
Germany

tel +49 (0)7243-94 54 29-0  
fax +49 (0)7243-94 54 29-99  
mail [info@e-p-e.de](mailto:info@e-p-e.de)

[www.e-p-e.com](http://www.e-p-e.com)