

EXstatic 340

TECHNICAL INFORMATION

Static probe housing



All brand and product names are trademarks of the company:

EXNER PROCESS EQUIPMENT GmbH

Imprint

Distributed by:

Exner Process Equipment GmbH

Carl-Metz-Str. 26

D-76275 Ettlingen

Date of issue: 2023-08-21

As per: 21.08.2023

File: Technical information EXstatic 340 230821

© 2020, Dipl.-Ing. [Graduate Engineer] Detlef Exner

All rights reserved, including the translation.

The reproduction of the content in these operating instructions is subject to prior written approval by EXNER PROCESS EQUIPMENT GMBH, ETTLINGEN.

All technical information, drawings, etc. is subject to the protection of copyright law.

Technical modifications reserved.

Printed on chlorine-free and acid-free pulp paper.

Table of contents

1	Technical data	4
1.1	Standards.....	4
1.2	Material properties	4
1.3	Sensors.....	4
1.4	Dimensions.....	5
1.5	Environmental conditions	5
1.6	EXstatic 340 process conditions	6
1.7	Identification plate	6
2	Product description	7
2.1	Static probe housing EXstatic 340	7
2.1.1	Components	7
2.1.2	Versions.....	7
2.2	Process integration.....	7
3	Order structure EXstatic 340	9
4	Spare parts and accessories	10
4.1	Certificates.....	10
4.2	Sealing kits.....	10
5	Certificates and compliance	11

1 Technical data

1.1 Standards

The following standards were applied when manufacturing the probe housing:

- Pressure Equipment Directive

1.2 Material properties

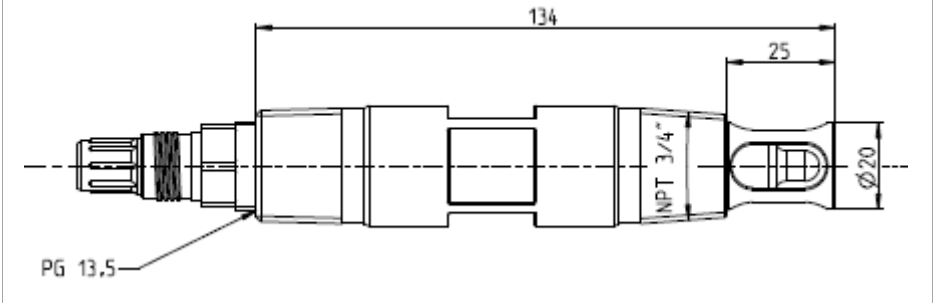
Wetted components		
Probe housing		
EXstatic 340	Material	Seals
04	1.4404/316 L	EPDM (FDA, USP IV), FPM
PP	PP (polypropylene)	EPDM (FDA, USP IV), FPM
PV	PVDF	EPDM (FDA, USP IV), FPM

1.3 Sensors

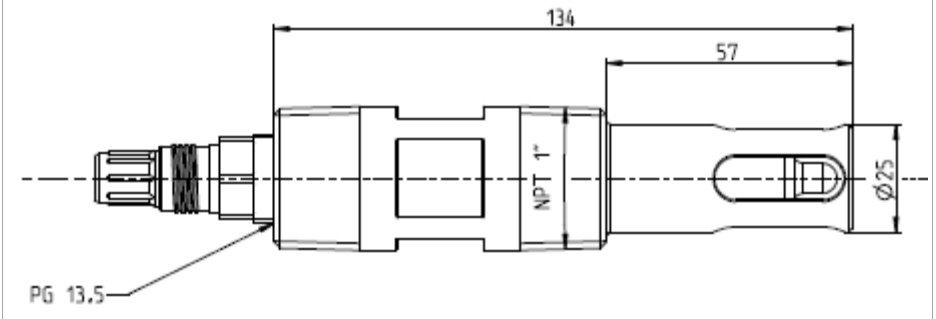
Gel-filled sensor			
EXstatic 340	l [mm]	d [mm]	PG
3XX	120	12	13.5

1.4 Dimensions

Probe housing EXstatic 340 with NPT 3/4"



Probe housing EXstatic 340 with NPT 1"



1.5 Environmental conditions

Ambient temperature -10...70 °C

Transport and storage temperature -20...80 °C

1.6 EXstatic 340 process conditions

Max. permissible pressure PS: 10 bar

Max. permissible temperature TS: 140 °C

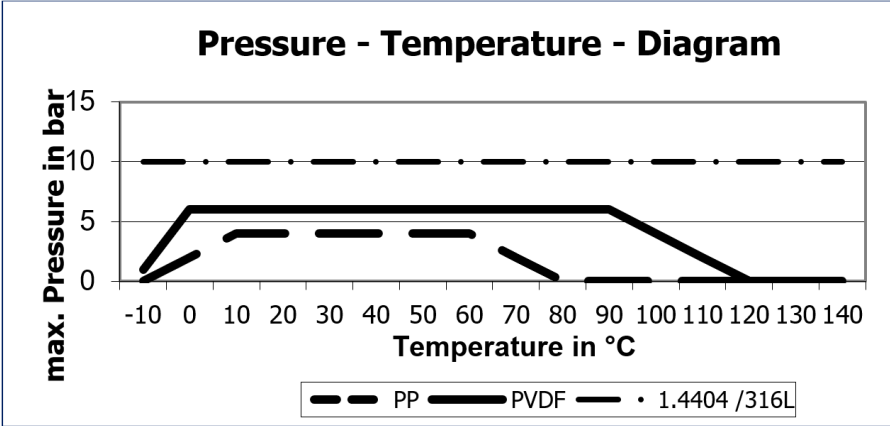


Fig. 1: EXstatic 340 pressure-temperature diagram

1.7 Identification plate

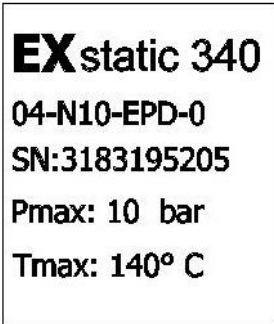


Fig. 2: Identification plate

2 Product description

2.1 Static probe housing EXstatic 340

2.1.1 Components

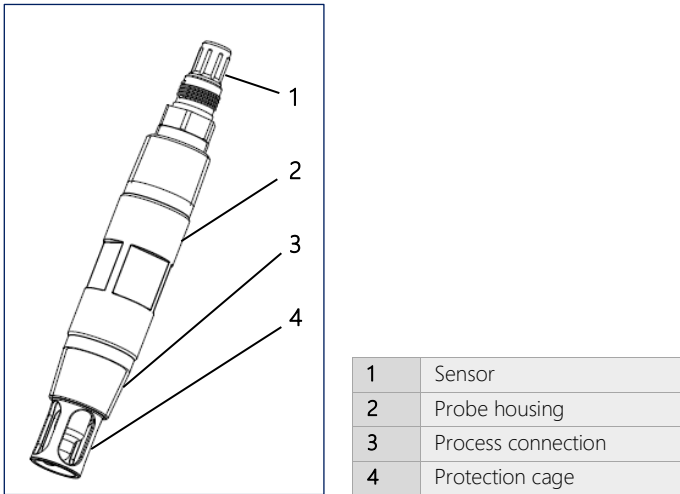


Fig. 3: EXstatic 340 probe housing

2.1.2 Versions

The static probe housing is attached to tanks or pipes using an appropriate thread connection. In order to comply with the various process properties, the EXstatic 340 probe housing is fabricated of stainless steel or plastic. Moreover, you can further choose between different thread connections and sealing materials.

2.2 Process integration

Probe housing

The EXstatic 340 probe housing can be fixed on a process tank or pipe by the process connection. The protection cage protects the sensor against damage caused by process liquid.

Transmitter

The static probe housing inserts a sensor in the process liquid transmitting its measuring results to a transmitter.

PLS

The transmitter can be connected with a process control system. The measuring is then controlled automatically according to the measuring results.

Process connector/Pressure/Temperature

For choosing the appropriate probe housing, process and temperature conditions of the process are applicable. The probe housing of stainless steel can be used for a pressure of up to 10 bar and temperature between -10 °C and 140 °C. Pay attention to the pressure and temperature diagrams in Chapter 3.6 "Process conditions".

Installation position

Basically, the probe housing can be operated in any position. In order to obtain reliable measurement results, the sensor properties are decisive.

3 Order structure EXstatic 340

	Code	Probe housing, material (wetted parts)	
	04	Stainless steel, 1.4404 / 316L Ra 0.8	
	PP	PP	
	PV	PVDF	
	XX	Special version	
		Code	Process connection
		N10	Male thread NPT 1"
		N34	Male thread NPT 3/4"
		XXX	Special version
		Code	Sealing material (wetted seals)
		EPD	EPDM (FDA, USP IV)
		FPM	FPM (Viton)
		FKM	FFKM (Kalrez)
		XXX	Special version
		Code	Protection cage
		0	Without
		1	With protection cage
EXstatic 340			Order code

4 Spare parts and accessories

The probe housing serial number must always be quoted for spare parts and accessories orders.

4.1 Certificates

EXstatic 340	Certificates	Order code
340-04	EN10204-3.1 for material	2-121-01-002
	Certificate for elastomer EPDM/FDA USP VI	2-121-01-003

4.2 Sealing kits

EXstatic 340	Spare part	Order code
	EPDM (FDA, USP IV) sealing kit	2-123-20-003
	FPM sealing kit	2-123-20-004
	FFKM sealing kit	2-123-20-005

5 Certificates and compliance

Declaration of conformity

for
universal sensor holder EXstatic 340

We declare under our sole responsibility that the product, to which this declaration relates, has been classified in accordance with the Directive 2014/68/EU (Article 4, Paragraph 3).

According to Article 4, Paragraph 3, this product must not bear the CE mark.

EU-Directive	Harmonized standards
PED 2014/68/EU	None (with sound engineering practice)

This declaration applies to all identical copies of the product that are manufactured according to the development, design and manufacturing drawings and descriptions that are part of this declaration.

This declaration is given by the manufacturer.

Name of company: **Exner Process Equipment GmbH**
 Address: Carl-Metz-Straße 26
 D-76275 Ettlingen
 Germany

Ettlingen

Place

21. 06. 2021

Date



Michael Tottewitz
General Manager



Exner Process Equipment GmbH
Carl-Metz-Str. 26
D-76275 Ettlingen
Germany

tel +49 (0)7243-94 54 29-0
fax +49 (0)7243-94 54 29-99
mail info@e-p-e.de

www.e-p-e.com